



# **Installing Pipetite on insulation panel using Metal Panel Anchors**


# Marking the holes using the ring from the Pipetite




Drill all four holes with a 6 mm drill bit



# Placing the plastic inserts into the holes



Place the Pipetite over the pipe penetrating the panel.  
(The plastic inserts are already placed into the holes)



# Install the stainless steel fastenings using a hammer



# Metal Panel Anchors installed- expanded inside wall to hold



# Pipetite installation completed

